
JEWISH RELIGIOUS EDUCATION: ANGELS

Grade Level: 6-7 / Age: 10-11 y



[ANGELS] ©2023 by [Sharing Worldviews]: Sharing Worldviews is licensed under CC BY-SA 4.0. To view a copy of this license, visit <http://creativecommons.org/licenses/by-sa/4.0/>
Exceptions: see notes or picture credits; design elements, logos and icons not under free license



www.sharing-worldviews.com



Content

Competences/Learning Outcomes	2
Grade Level / Age	2
Duration	2
Preparation	3
Step-by-step description	3
Tips for teachers	3
Materials	4
[M1] Angels Worksheet.....	4
[M2] Song Text	5
[M3] Bible Stories	6
[M4] Text Evaluation Form.....	8
[M5] Drawing Paper	9
References	10



Jewish Religious Education: Angels

Competences/Learning Outcomes

Students are able to

- Reflect the significance features of angels.
- Explain the roles of angels.
- Analyze the characteristics, duties, and relationships of angels.
- Evaluate the effects of believing in angels on human behavior.

Grade Level / Age

6-7 / 10-11 y

Duration

90 min



Preparation

- Prepare to play a song related to angels in classroom.
- Copy the song text for each student.
- Copy the text for each group.

Step-by-step description

- Distribute students the 'Angels' worksheet (M1) and explain that they need to fill it out according to the song they will listen.
- Distribute the song text (M2) to the students, play the song, and sing with the pupils.
- Ask students to fill out the worksheet and share the findings with the classroom.
- Divide the students into groups of 4-5 students to work together and present their works.
- Distribute the M3 to the groups and explain it. These are the stories from the Bible on the definition of angels.
- Ask students to read the stories and fill out M4.
- Ask students to illustrate the story they have read based on the provided M5 drawing paper material.
- Ask each group (when they finish) to share their work in the plenary classroom within a specific time frame.
- Guide and ask students to reflect on the work of each group with an active discussion.

Tips for teachers

- The texts in the lesson plan aims to work as a starting point for students to think about the subject. They also work as a base for students' presentation for Encounter Day.



Materials

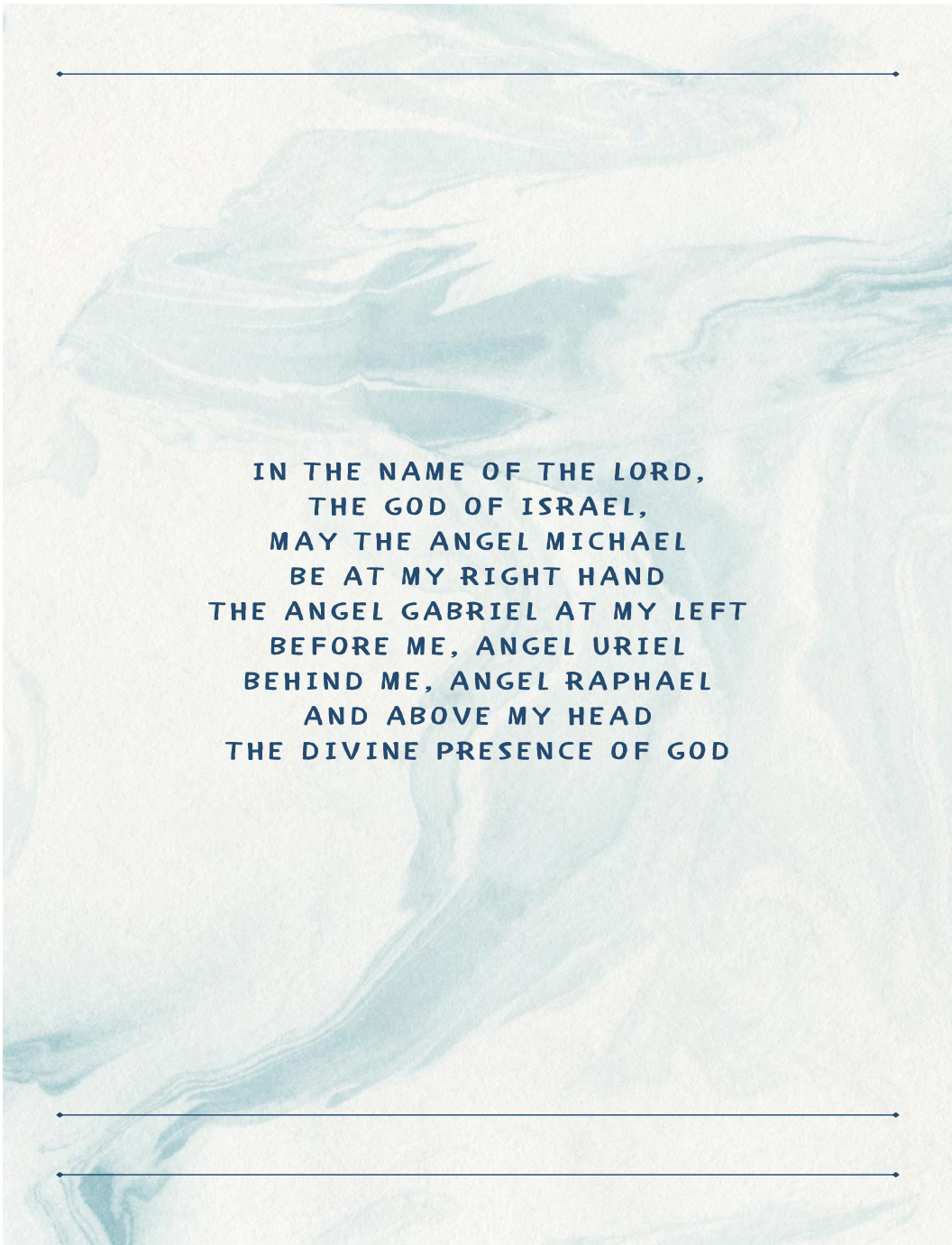
[M1] Angels Worksheet



[M2] Song Text

B'shaim קרליבך / שלמה קרליבך - נשמה אנג'ל - מנגינת אשם - Ha Neshama Shel Shlomo (English Translation)

<https://www.youtube.com/watch?v=i8UDtm-ebXw>



IN THE NAME OF THE LORD,
THE GOD OF ISRAEL,
MAY THE ANGEL MICHAEL
BE AT MY RIGHT HAND
THE ANGEL GABRIEL AT MY LEFT
BEFORE ME, ANGEL URIEL
BEHIND ME, ANGEL RAPHAEL
AND ABOVE MY HEAD
THE DIVINE PRESENCE OF GOD



[M3] Bible Stories

Verses and Prayers

And Jacob left Beersheba, and he went to Haran. And he arrived at the place and lodged there because the sun had set, and he took some of the stones of the place and placed [them] at his head, and he lay down in that place. And he dreamed, and behold! a ladder set up on the ground and its top reached to heaven; and behold, angels of God were ascending and descending upon it. And behold, the Lord was standing over him, and He said, "I am the Lord, the God of Abraham your father, and the God of Isaac; the land upon which you are lying to you I will give it and to your seed. And your seed shall be as the dust of the earth, and you shall gain strength westward and eastward and northward and southward; and through you shall be blessed all the families of the earth and through your seed. And behold, I am with you, and I will guard you wherever you go, and I will restore you to this land, for I will not forsake you until I have done what I have spoken concerning you." And Jacob awakened from his sleep, and he said, "Indeed, the Lord is in this place, and I did not know [it]." And he was frightened, and he said, "How awesome is this place! This is none other than the house of God, and this is the gate of heaven." And Jacob arose early in the morning, and he took the stone that he had placed at his head, and he set it up as a monument, and he poured oil on top of it. And he named the place Beth El, but Luz was originally the name of the city. And Jacob uttered a vow, saying, "If God will be with me, and He will guard me on this way, upon which I am going, and He will give me bread to eat and a garment to wear; And if I return in peace to my father's house, and the Lord will be my God; And if I return in peace to my father's house, and the Lord will be my God.

Book Genesis 28, 10-22



R. Yose bar Yehudah says: Two ministering angels escort a person from the synagogue to his home on the eve of Shabbath. Ohne a good angel and one a bad angel. And when he comes to his home and finds the lamps burning, the bable set and his bed made, the good angel says: “may it be the will of God that it should be this way the next Sabbath as well,” and the bad angel is forced to answer “Amen” against his will. But if one comes home and the house is not set for the Sabbath, the bad angel says, “may it be the will of God that it should be this way the next Sabbath as well,” and the good angel is forced to answer “Amen” against his will.

Babylonian Talmud
Tractate Shabbat 119b

Peace upon you, O ministering angels, angels of the Exalted One
From the King Who reigns over kings, the Holy One, Blessed is He.


May your coming be for peace, O angels of peace,
angels of the Exalted One

Bless me for peace, O angels of peace, angels of the Exalted One
From the King who reigns over kings, the Holy One, Blessed is He.

May your departure be to peace, O angels of peace, angels of the Exalted One
From the King who reigns over kings, the Holy One, Blessed is He.

Siddur (Prayerbook) for
Shabbat Eve






Text Evaluation Form

What characteristics of angels have you read?

Which part of the text caught your attention?

What did you notice about the angel?





References

B'shaim קרליבך / שלמה קרליבך · נשמה אנג'ל - מנגינת אשם - Ha Neshama Shel Shlomo (English Translation)

<https://www.youtube.com/watch?v=i8UDtm-ebXw>

